

Weill Cornell Imaging



You can now schedule select imaging exams online with us in just a few simple steps! Whether you are using a computer or your smartphone, you will find we have made it easy for you.

Please note, not all exams can be scheduled online. If that is the case, you will instead be prompted to call us at 212-746-6000 option 1 to speak with one of our expert Patient Access Coordinators who will guide you through scheduling your exam.





ONLINE SCHEDULING

Logging In

Option 1: In your web browser, enter www.myconnectnyc.org to access the login page.

Option 2: Download and open the Weill Cornell Medicine app to launch Connect. Enter your Connect username and password and click "Sign In."

Online Scheduling

1. Click on  Menu in the top left corner.
2. Choose  Schedule an appointment from the Menu options. Here you will see all orders placed by your doctors that may be eligible for online scheduling.
3. Click  and answer the prompted questions. This helps ensure accuracy of scheduling.
4. Select where you would like to have your appointment. Locations are pre-set based on where the exam can be performed. You can select one or multiple locations or even all available options.
5. Choose the time you want for your appointment. If you want a different day or time, click filters and change the search criteria. If an earlier appointment is needed, please reach out to our Access Center at 212-746-6000 option 1.
6. Please enter the reason for your visit and read through the exam preparations provided to you to ensure you come prepared for your appointment.
7. Once everything looks correct, click on 

Your appointment is now scheduled.

Thank you for online scheduling with us!